



# Adventures in handwriting

■ practice book ■

Queensland Beginner's Alphabet

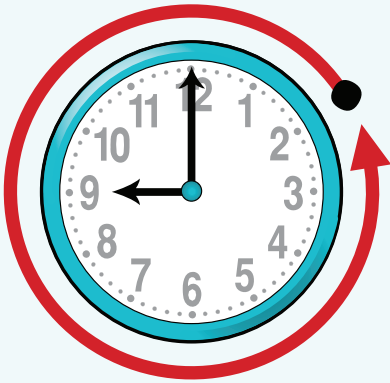




## Back Flip Lines

*Back Flip Lines go around in a loop in the opposite direction to the hands on a clock.*

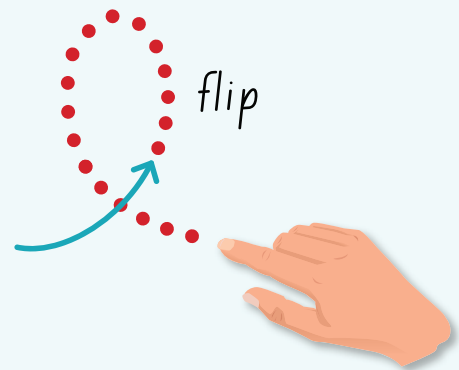
*Anticlockwise*




## The Back Flip Song



(Sing to the tune of The Wheels on the Bus)

*The high diver goes back flip and flip,  
Flip and flip,  
Flip and flip,  
The high diver goes back flip and flip,  
All day long.*



On each "flip", draw a Back Flip in the air with your finger.



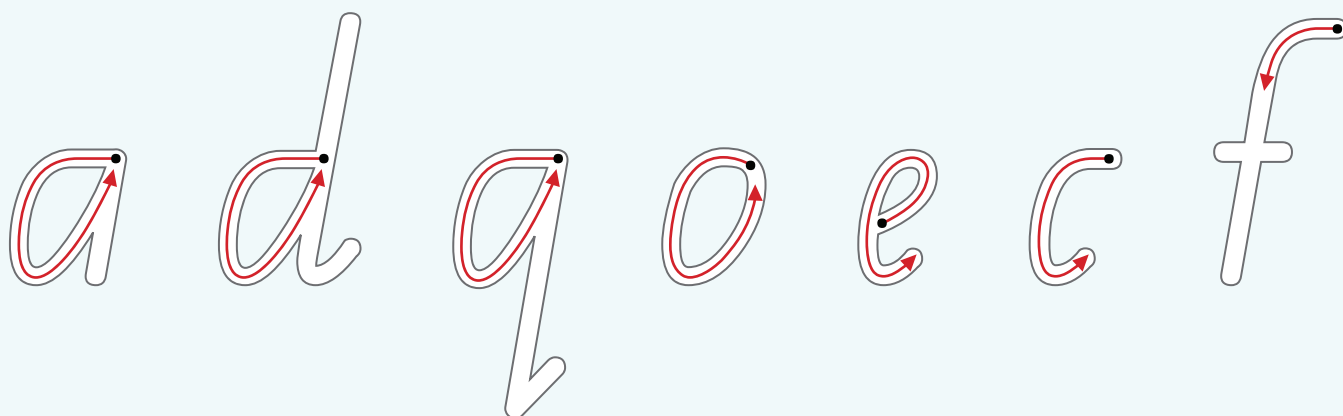


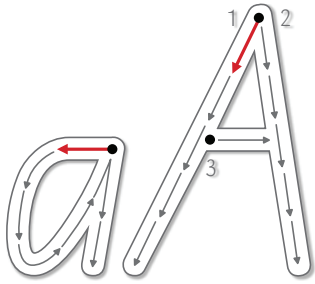
## Back Flip Letters

Back Flip Letters have Back Flip Lines in them.

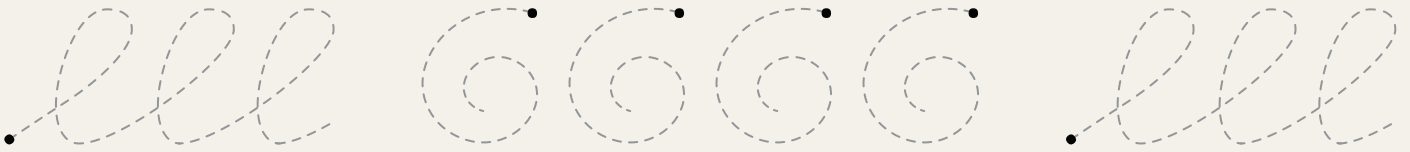
Sometimes you use the full Back Flip Line - like in the letter *a* - and sometimes you only use part of the Back Flip, like in *f*.


Finger trace the Back Flip Lines in the letters below.







The letter a has a Back Flip Line and a Rainy Day Line.





ant





astronaut

Trace each letter a.

and

as

at



a


a

.

.

.

a



A

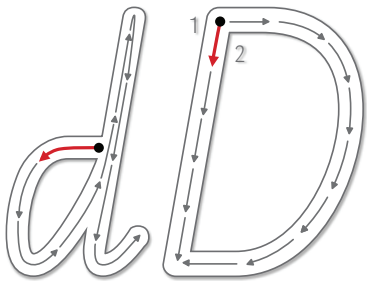
A

.

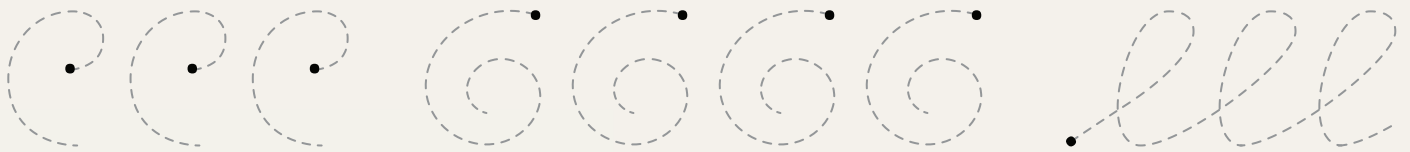
.

.

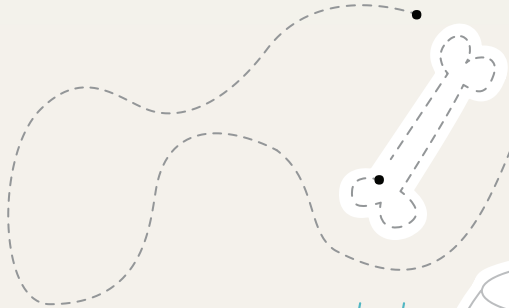
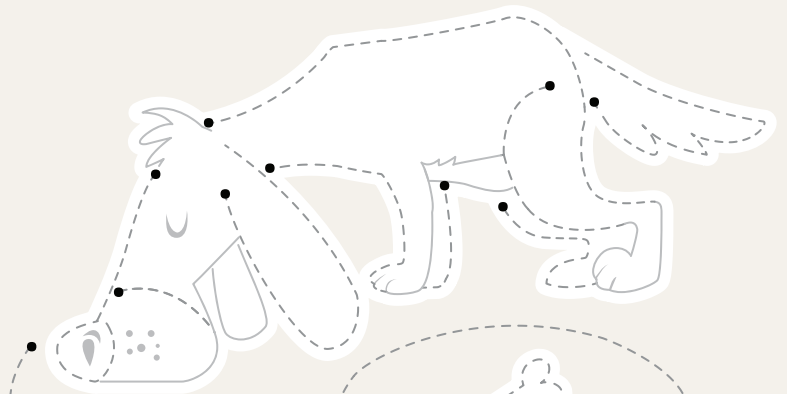
A



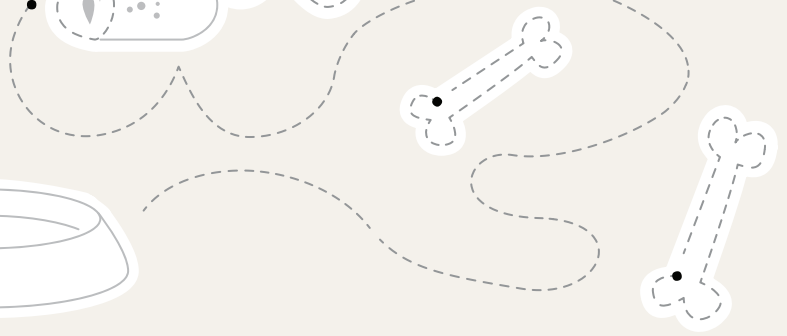
The letter *d* has a Back Flip Line, and a Rainy Day Line with a rounded exit.



dog





dish





dog toy



dolphin

Trace each letter *d*.

*do*  
*did*  
*down*



duck

